

HB 2017 Transit Advisory Committee

March 18, 2022



Webex Tutorial

Chat

- Right side window
- Chats are recorded

Participants

- Right side window
- Raise your hand

Video On/Off

Reactions

Mute/Unmute

Leave Meeting



The toolbar contains the following elements from left to right: a 'Mute/Unmute' button with a microphone icon and a dropdown arrow; a 'Stop video' button with a video camera icon and a dropdown arrow; a 'Share' button with a screen icon; a refresh icon; a three-dot menu icon; a red 'Leave Meeting' button with a white 'X' icon; an 'Apps' button with a grid icon; a participants icon; a chat icon; and a final three-dot menu icon.

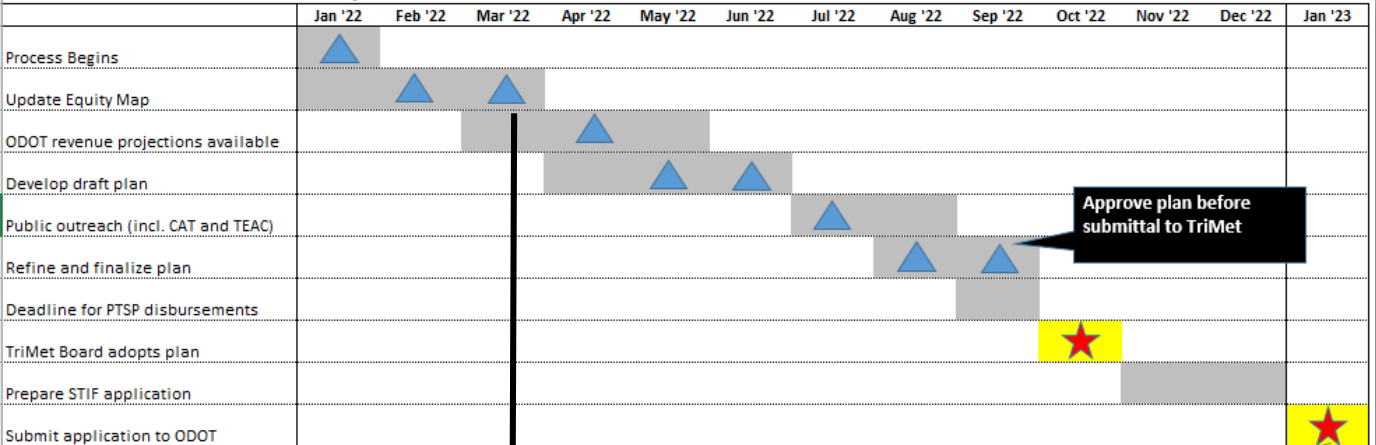
Meeting Agenda

Public Comment	8:30 a.m.
Transit Access – Student Fare Update	9:00 a.m.
Service Increase Project Update	9:30 a.m.
Projected FY24-25 STIF Revenue	10:00 a.m.
Poverty Map	10:15 a.m.

Public Comment





FY24-25 STIF Plan Development Timeline



Approve plan before submittal to TriMet

Application due date

We are here

-  = Advisory Committee meeting
-  = Major milestone

HB2017 Student Pass Program



Program Overview

- 1% of STIF dedicated to program.
- Provide grant funding to participating school districts for purchasing transit passes for students.
- Distribution of award is based on district free/reduced lunch population.

Program Overview

- Any school district in the service area can apply for funding.
- Applications open in the Spring.
- Passes are for high school students only.
- 2.5 hour, All-day, and monthly passes can be distributed to students.
- Each school district decides how to utilize their award.

School Overview

- \$840,000 in award funding was provided for 2021-2022 fiscal year.
- 11 participating school districts.
- Looking to include ESDs.
- ~62,300 rides July-December.

Participating Districts

- Beaverton
- Centennial
- David Douglas
- Forest Grove
- Gresham-Barlow
- Hillsboro
- N. Clackamas
- Parkrose
- Reynolds
- Sherwood
- Tigard-Tualatin

Service Increases



Service Increases

STIF Service Increase Project

- Add more service: New lines, route changes, increased frequency, and increased span of service
- Purchase new buses
- System capital
 - Layover improvements/expansions
 - Transit center improvements/expansions

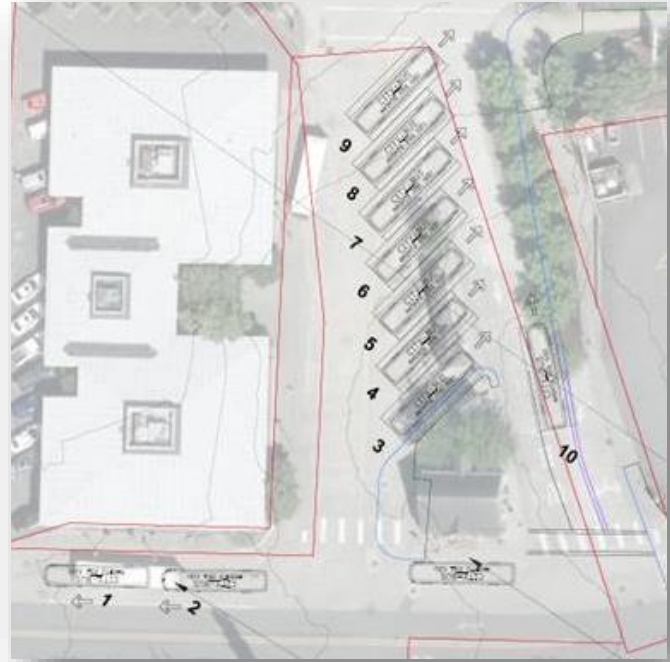
Bus Purchases & System Capital

Expansion/Replacement Buses

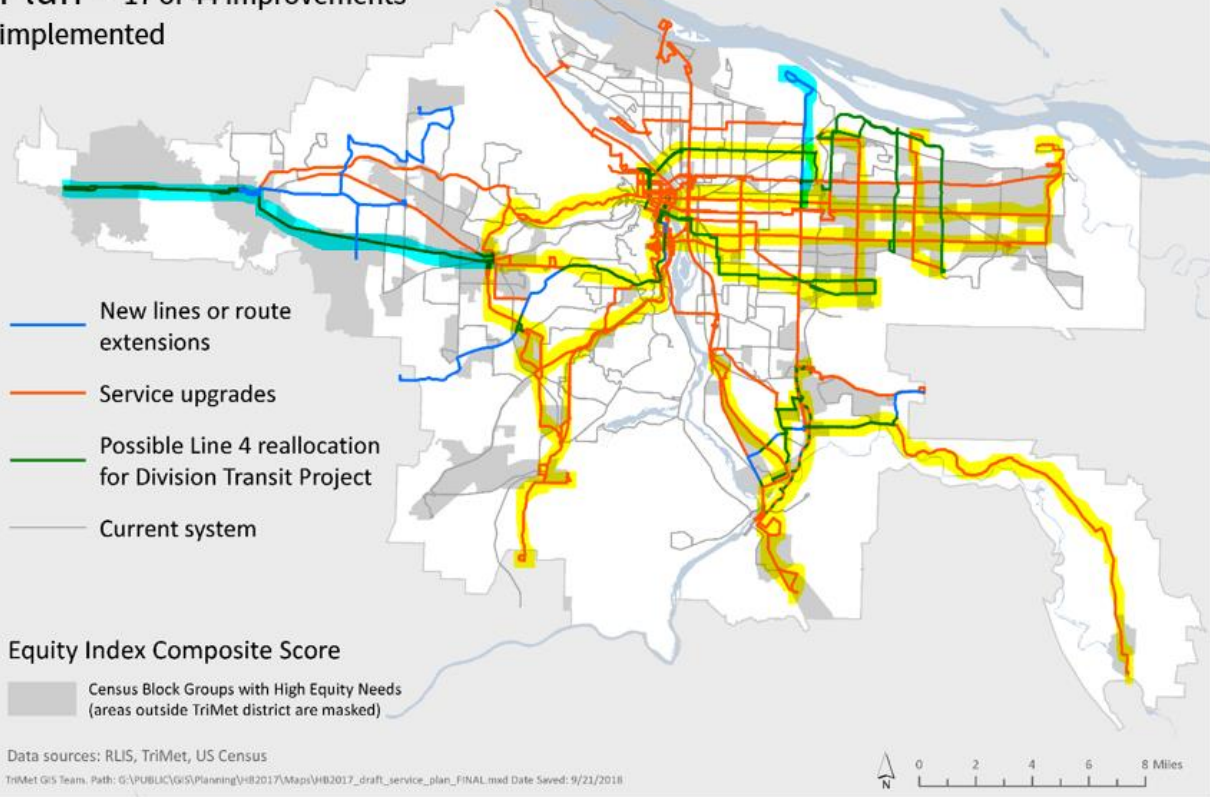
- \$2 mil per year for diesel buses
- Switching to zero emission buses

System Capital

- Engineering/design for expanded layover/transit center expansions & improvements



FY19-22 HB 2017 Service Plan – 17 of 44 improvements implemented

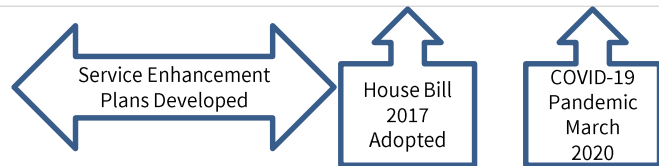
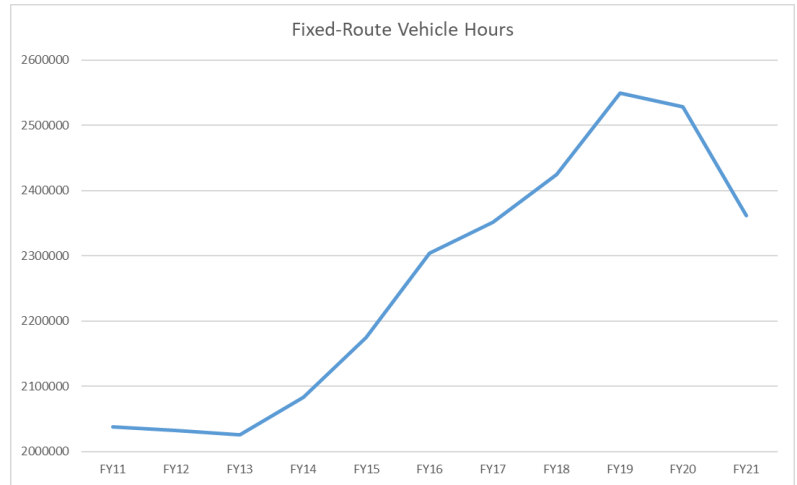




A Comprehensive Analysis of TriMet Service
March 18 – HB2017 Transit Advisory Committee
Grant O’Connell

Ten Year History of TriMet Service

- Following the Great Recession, TriMet developed the Service Enhancement Plans (SEPs) to guide the growth of service.
- House Bill 2017 created new funding for transit and accelerated the growth of service guided by the SEPs.
- In March 2020 the COVID-19 pandemic, associated recession, and subsequent labor shortage paused expansion plans and forced a reduction in service.





Why a Comprehensive Service Analysis?

COVID has changed everything

- Spotlight on needs of essential workers and transit dependent
- More people telecommuting
- Companies have relocated
- Demographics have changed

Our approach to a CSA

1. Market Study & Engagement

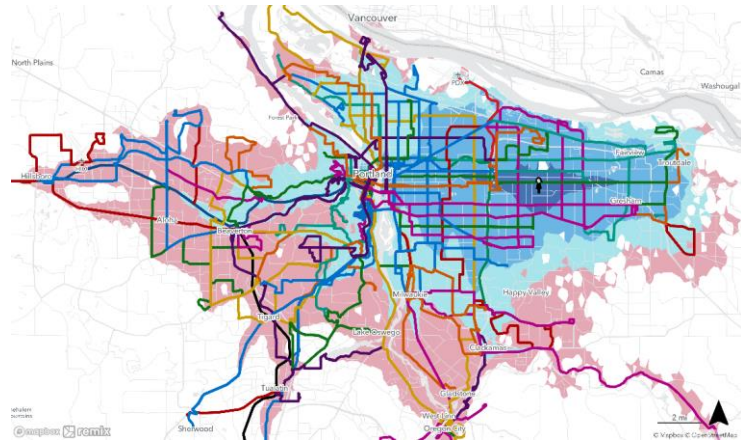
- Surveys, employment data, development trends
- Listen to the community
- Look at existing service, existing plans, recent studies



Our approach to a CSA

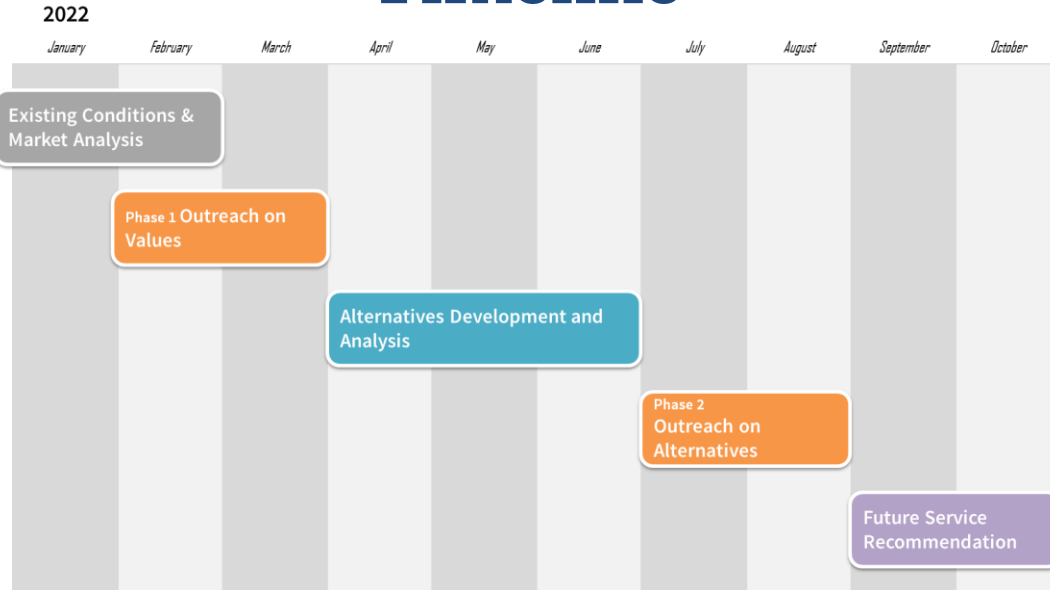
2. Alternative Analysis & Continued Engagement

- Develop service alternatives
- Take alternatives out to the public for feedback
- Refine a preferred scenario for implementation and approval by the Board





Timeline





<https://trimet.org/forward>

THANK YOU FOR YOUR TIME!

Grant O'Connell

Projected FY24-25 STIF Revenue



FY24-25 STIF Revenue Projections

Four Buckets of Revenue

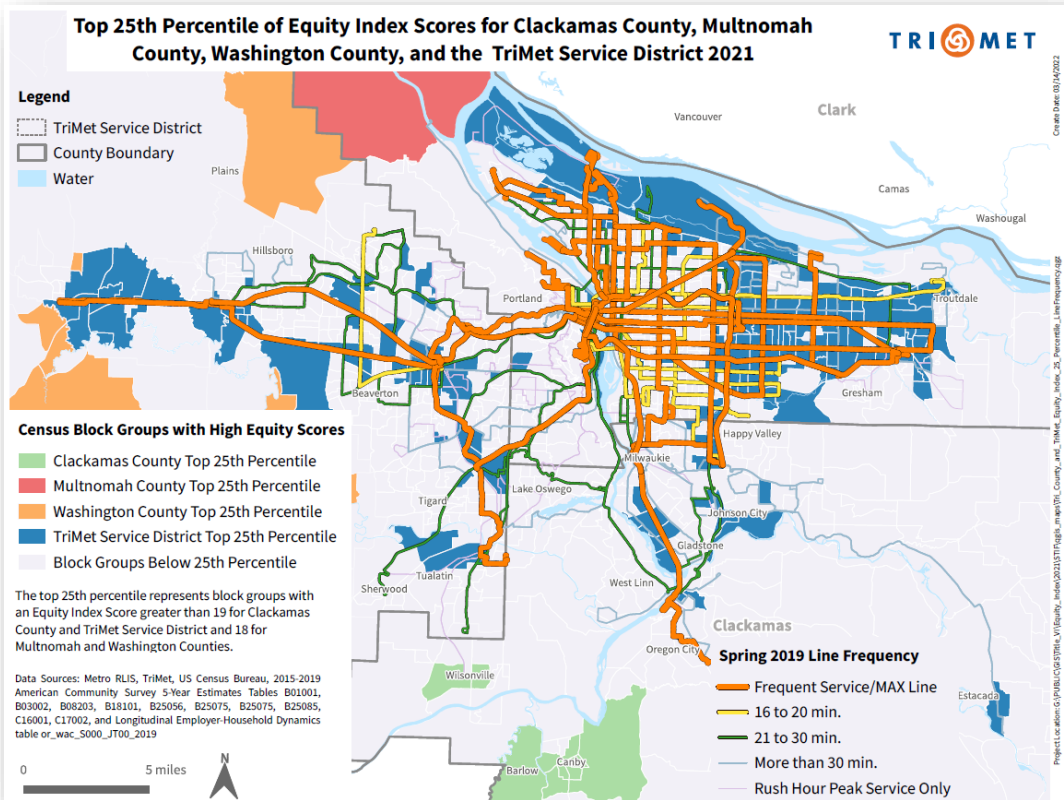
Year	FY24 & FY25 STIF Formula Funds	FY22-23 Overage (unexpected funding)	FY22-23 Carryover	Special Transportation Funds (STF)
FY24	\$62.7 mil	\$5.4 mil	~\$40 mil	~\$4.25 mil
FY25	\$65.8 mil	\$14.7 mil		~\$4.25 mil
Total 2-Year STIF Formula Funding				~\$183.2 mil
Total 2-Year Special Transportation Funds (STF)				~\$8.5 mil



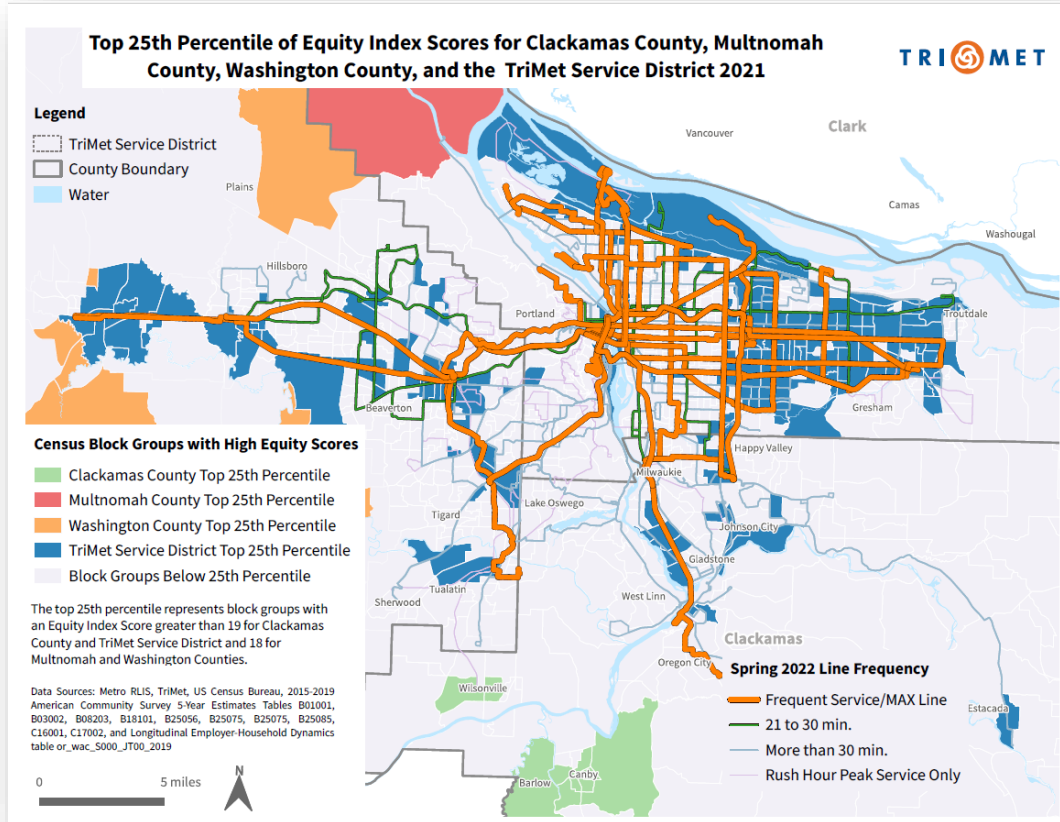
FY24-25 Equity Map



Equity Map – 2019 Service



Equity Map – 2022 Service



Meeting Adjourned